

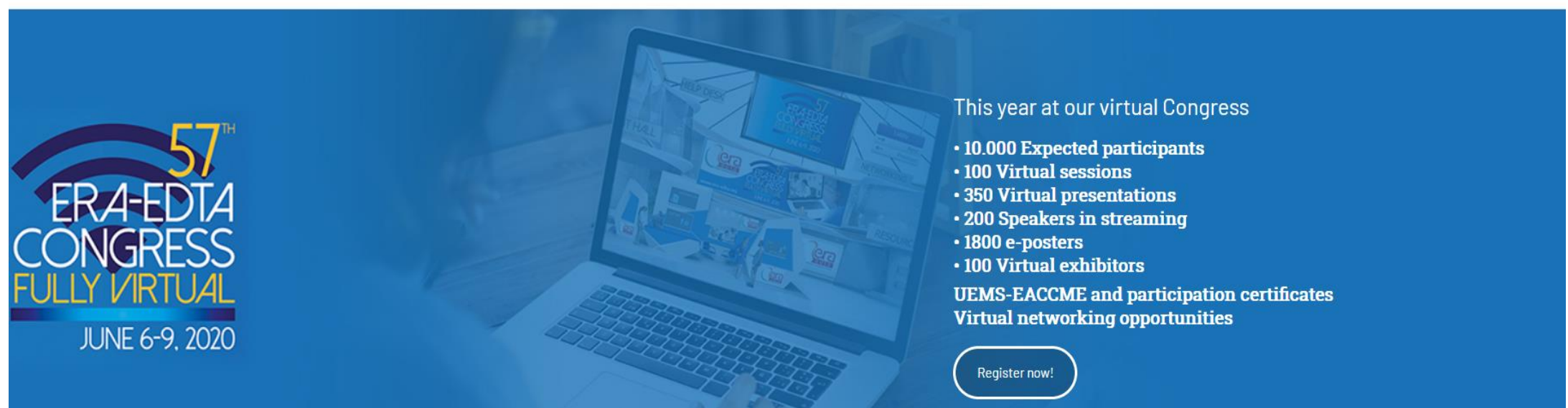
# HOW CAN YOU CREATE A NEW “MY ERA-EDTA” ACCOUNT

Please read the following instructions.

1) Go to the ERA-EDTA home page <https://www.era-edta.org/en/> and click on “My ERA-EDTA”



The screenshot shows the ERA-EDTA website header. The logo is on the left, followed by a navigation menu: ABOUT ERA-EDTA, CONGRESS & MEETINGS, VIRTUAL MEETING, SCIENCE, EDUCATION, NETWORKING, GUIDELINES, JOURNALS & PRESS, PUBLIC AFFAIRS, and a search icon. On the right side of the header, there are three buttons: 'My ERA-EDTA' (highlighted with a blue border and a red arrow), 'Contact us', and 'MEMBERSHIP'.



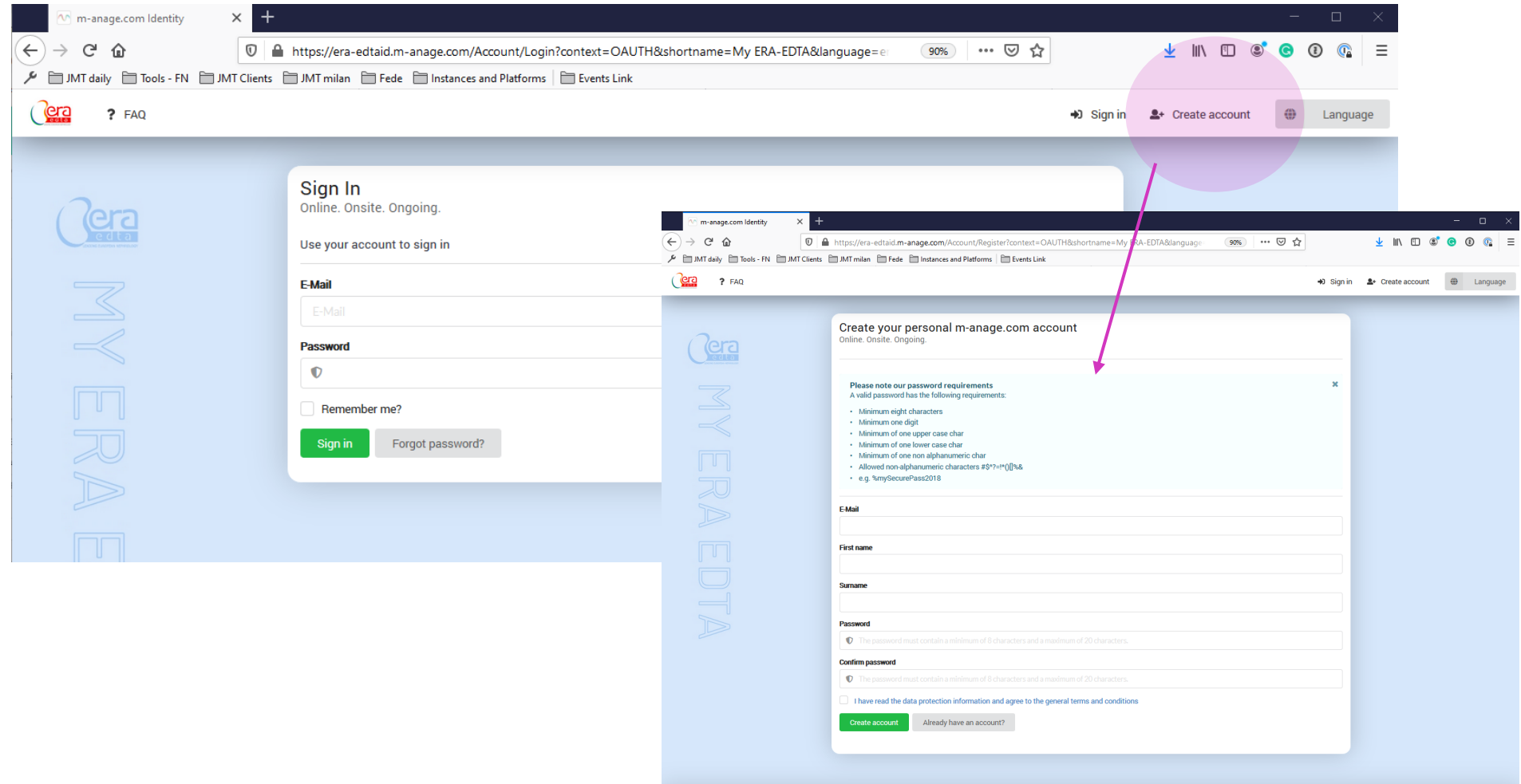
The banner features the text '57<sup>TH</sup> ERA-EDTA CONGRESS FULLY VIRTUAL JUNE 6-9, 2020' on the left. On the right, it says 'This year at our virtual Congress' followed by a list of statistics: 10,000 Expected participants, 100 Virtual sessions, 350 Virtual presentations, 200 Speakers in streaming, 1800 e-posters, and 100 Virtual exhibitors. Below this list, it mentions 'UEMS-EACCME and participation certificates' and 'Virtual networking opportunities'. A 'Register now!' button is at the bottom right.

# HOW CAN YOU CREATE A NEW "MY ERA-EDTA" ACCOUNT

Click on:



Fill in the required details.



The image displays two screenshots of the m-anage.com Identity website. The top screenshot shows the 'Sign In' page with a 'Create account' button circled in purple. The bottom screenshot shows the 'Create your personal m-anage.com account' registration page with a pink arrow pointing to the password requirements section.

**Sign In**  
Online. Onsite. Ongoing.

Use your account to sign in

**E-Mail**  
E-Mail

**Password**

Remember me?

[Sign in](#) [Forgot password?](#)

**Create your personal m-anage.com account**  
Online. Onsite. Ongoing.

Please note our password requirements  
A valid password has the following requirements:

- Minimum eight characters
- Minimum one digit
- Minimum of one upper case char
- Minimum of one lower case char
- Minimum of one non alphanumeric char
- Allowed non-alphanumeric characters #!@?~!@%&
- e.g. %mySecurePass2018

**E-Mail**

**First name**

**Surname**

**Password**  
The password must contain a minimum of 8 characters and a maximum of 20 characters.

**Confirm password**  
The password must contain a minimum of 8 characters and a maximum of 20 characters.

I have read the data protection information and agree to the general terms and conditions

[Create account](#) [Already have an account?](#)

# HOW CAN YOU CREATE A NEW “MY ERA-EDTA” ACCOUNT

The screenshot shows a web browser window with the URL <https://era-edtaid.m-anage.com/Account/Register?context=OAUTH&shortname=My ERA-EDTA&language>. The page title is "Create your personal m-anage.com account" with the subtitle "Online. Onsite. Ongoing." The Cera logo is visible in the top left. A vertical banner on the left side of the page reads "MY ERA EDTA".

**Create your personal m-anage.com account**  
Online. Onsite. Ongoing.

**Please note our password requirements**  
A valid password has the following requirements:

- Minimum eight characters
- Minimum one digit
- Minimum of one upper case char
- Minimum of one lower case char
- Minimum of one non alphanumeric char
- Allowed non-alphanumeric characters # \$ ^ ? = ! \* () [ ] % &
- e.g. %mySecurePass2018

**E-Mail**

**First name**

**Surname**

**Password**  
The password must contain a minimum of 8 characters and a maximum of 20 characters.

**Confirm password**  
The password must contain a minimum of 8 characters and a maximum of 20 characters.

I have read the data protection information and agree to the general terms and conditions

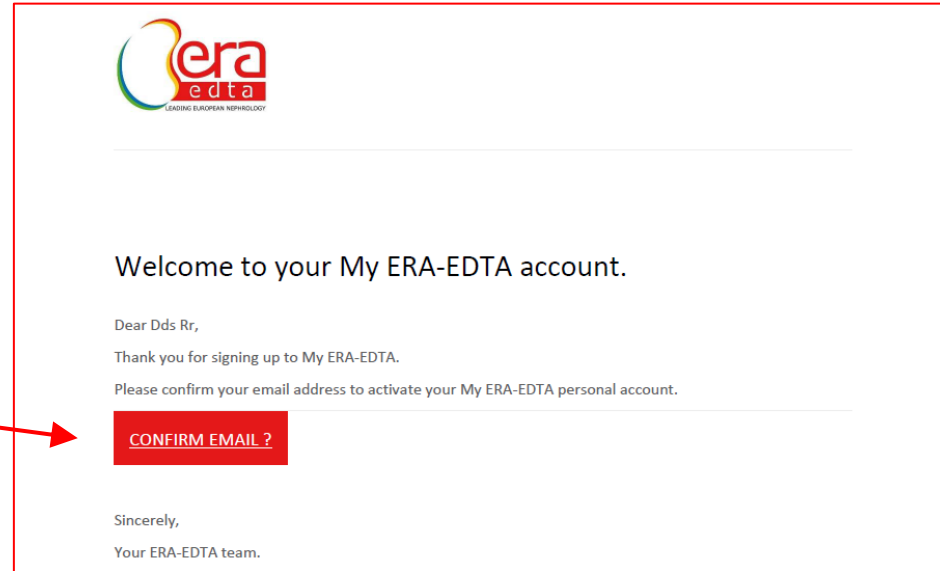
[Create account](#) [Already have an account?](#)

## Steps:

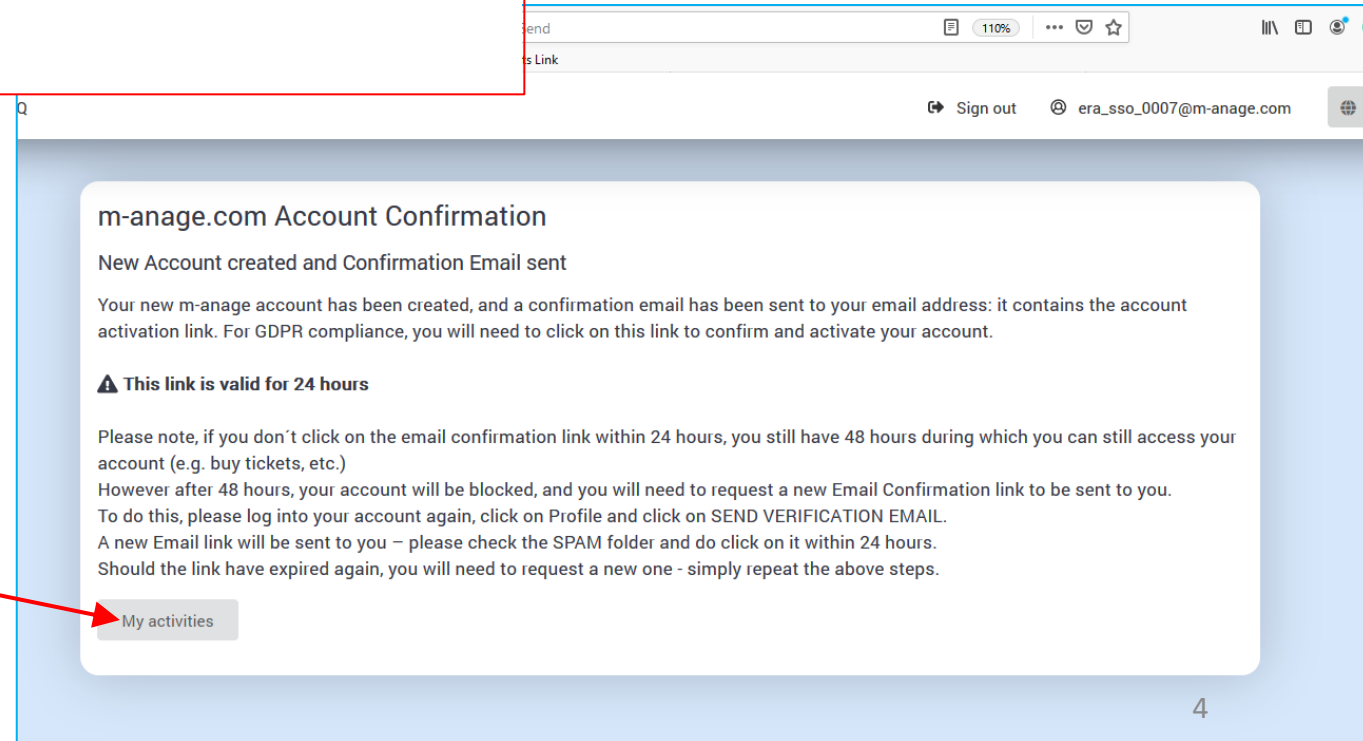
- Insert E-mail address
- Insert First Name
- Insert Surname
- Insert Password
- Confirm Password
- Tick Privacy Policy agreement
- Click on the green button Create Account

# HOW CAN YOU CREATE A NEW "MY ERA-EDTA" ACCOUNT

Please check you email box: you will receive the confirmation email in order to confirm your account (this link is valid for 24 hours).



Click on My Activities and enter your profile.



# MY ERA-EDTA

- Click on "My Membership" to see your membership status.
- Click on "My Virtual Meeting" to see the congress program and other educational content.
- Click on "edit profile" to add/modify/update your personal information.
- Click on "my emails and documents" to see all the communications received by ERA-EDTA linked to MY ERA-EDTA including your membership receipts and cards.
- Click the blue banner to view the ERA-EDTA Virtual Congress Webcast- freely available

The screenshot displays the MY ERA-EDTA user interface with several key components and annotations:

- Left Panel (Membership Details):** A sidebar containing membership information: Association (European Renal Association - European Dialysis and Transplant Association - ERA-EDTA), Member type (Junior (online access to NDT)), Membership number (21778), Membership status (none), and Payment status (Valid). A red box highlights this entire section.
- Top Navigation:** Includes the ERA-EDTA logo, a "Welcome, test 1 test 11" message, and a blue banner for "Access the ERA-EDTA Virtual Congress Webcast now" with a right-pointing arrow. A large blue arrow points to this banner from the right.
- Central Navigation:** A vertical menu with options: My Profile, My Membership, My Virtual Meeting, and My Congress. A red arrow points from the "My Membership" option to the membership details sidebar.
- User Profile:** Displays the user's name "test 1 test 11" and contact information: Full Name (test 1 test 11), Address, and E-Mail (rxunthuqkvbgqxjow@ttriv.org). A red arrow points from the "My Profile" option to the profile details.
- Account Management:** A "Your account" section with a navigation bar for "My last activity", "Profile", "Address", "Password", and "E-Mails". A red arrow points from the "E-Mails" option to the "my emails and documents" link in the central navigation.
- Virtual Congress Programme:** A sidebar on the bottom left with options: Virtual Congress Programme, Browse e-Materials, Recently watched e-Materials, Saved e-Materials, and Saved Sessions. A red arrow points from the "My Virtual Meeting" option to this sidebar.